

**Report On Quarterly Financial Results and Year to Date Results of the Company Pursuant to the Regulation 33 of the SEBI (Listing Obligations and Disclosure Requirements) Regulations, 2015**

To Board of Directors of **Futuristic Solutions Limited**


We have audited the financial results (“the Statement”) of Futuristic Solutions Limited (“the Company”) as at and the year to ended March 31, 2016, attached herewith, being submitted by the company pursuant to the requirement of Regulation 33 of the SEBI (Listing Obligations and Disclosure Requirements) Regulations, 2015. This statement has been prepared on the basis of the financial statements of the company as at and for the year ended March 31, 2016, which are the responsibility of the company’s management. Our responsibility is to express an opinion on this statement based on our audit of financial statements, which have been prepared in accordance with the accounting principles generally accepted in India, including the accounting standard specified under Section 133 of the Companies Act, 2013 read with rules 7 of the Companies (Accounts) rules, 2014 as amended.

We conducted our audit in accordance with the auditing standards generally accepted in India. Those standards require that we plan and perform the audit to obtain reasonable assurance about whether the financial results are free of material misstatement. An audit includes examining, on a test basis, evidence supporting the amounts disclosed as financial results. An audit also includes assessing the accounting principles used and significant estimates made by management. We believe that our audit provides a reasonable basis for our opinion.

In our opinion and to the best of our information and according to the explanations given to us this statement:

- (i) is presented in accordance with the requirements of Regulation 33 of the SEBI (Listing Obligations and Disclosure Requirements) Regulations, 2015 in this regard; and
- (ii) give a true and fair view of the loss and other financial information for the quarter ended March 31, 2016 and net profit and other financial information for the year ended March 31, 2016.
- (iii) as stated in statement figure for the quarter ended March 31, 2016 are balancing figures between audited figures for full financials year ended March 31, 2016 and the published unaudited figures for nine months ended December 31, 2015, which were subject to limited review.



For BGJC & Associates  
Chartered Accountants  
Firm Registration Number:- 003304N

  
Darshan Chhatre  
Partner  
Membership No.:- 088308



Place:- New Delhi  
Date:- April 21, 2016

Amount in ` Lakhs

FUTURISTIC SOLUTIONS LIMITED		
STATEMENT OF ASSETS & LIABILITES AS AT MARCH 31, 2016		
Particulars	As at March 31, 2016	As at March 31, 2015
	{Audited}	{Audited}
<b>EQUITY AND LIABILITIES</b>		
<b>Shareholders' funds</b>		
Share capital	1,047.34	1,047.34
Reserves and surplus	424.48	391.13
<b>Non-current liabilities</b>		
Long-term provisions	0.15	0.78
<b>Current liabilities</b>		
Short-term borrowings	111.77	62.19
Trade payables	-	-
Other current liabilities	292.74	292.81
Short-term provisions	65.15	101.65
<b>TOTAL</b>	<b>1,941.63</b>	<b>1,895.90</b>
<b>ASSETS</b>		
<b>Non-current assets</b>		
<b>Fixed assets</b>		
Tangible assets (Net)	14.58	10.08
Non Current Investments	75.23	75.23
Deffered Tax Assets	3.47	3.45
Long Term Loan & Advances	65.59	171.09
<b>Current assets</b>		
Inventories	924.08	932.38
Trade Receivable	-	23.17
Cash and bank balances	6.16	10.22
Short-term loans and advances	849.22	410.69
Other current assets	3.30	259.59
<b>TOTAL</b>	<b>1,941.63</b>	<b>1,895.90</b>
<b>FOR FUTURISTIC SOLUTIONS LIMITED</b>		
		
 <b>MANDEEP SANDHU</b> <b>{MANAGING DIRECTOR}</b>		
Place: New Delhi		
Dated: 21st April 2016		



FUTURISTIC SOLUTIONS LIMITED

Regd. Off: M-50, Second Floor, M-Block Market, Greater Kailash-I, New Delhi-110048  
AUDITED FINANCIAL RESULTS FOR THE QUARTER/YEAR ENDED ON 31ST MARCH 2016

(Rs. In Lacs)

S.NO.	PARTICULARS	Quarter ended			Year ended	
		31.03.2016	31.12.2015	31.03.2015	31.03.2016	31.03.2015
		Audited	Unaudited	Audited	Audited	Audited
1	<b>Income from Operations</b>					
	(a) Net sales/income from operations	106.85	128.82	177.96	371.20	502.76
	(b) Other Operating Income	0.03	0.00	-	0.21	-
	<b>Total Income(a+b)</b>	<b>106.87</b>	<b>128.82</b>	<b>177.96</b>	<b>371.42</b>	<b>502.76</b>
2	<b>Expenses</b>					
	a. Cost of materials consumed	-	-	-	-	-
	b. Purchase of stock -in-trade	-	-	25.57	-	323.70
	c. Change in inventories of finished goods, work-in-progress and stock -in-trade	0.58	0.00	226.38	8.31	(72.31)
	d. Employee benefit expense	9.86	10.12	6.59	40.00	25.54
	e. Depreciation and amortisation expense	1.27	1.27	2.95	4.14	4.53
	f. Other Expenses	115.11	13.96	22.48	153.11	40.39
	<b>Total Expenses</b>	<b>126.82</b>	<b>25.34</b>	<b>283.97</b>	<b>205.55</b>	<b>321.85</b>
3	<b>Profit from operations before other income, finance costs and Exceptional items (1-2)</b>	<b>-19.94</b>	<b>103.48</b>	<b>-106.01</b>	<b>165.87</b>	<b>180.91</b>
4	<b>Other Income</b>	<b>0.00</b>	<b>-</b>	<b>-</b>	<b>0.82</b>	<b>0.01</b>
5	<b>Profit before ordinary activities before finance costs and Exceptional items (3+4)</b>	<b>-19.94</b>	<b>103.48</b>	<b>(106.01)</b>	<b>166.68</b>	<b>180.92</b>
6	<b>Finance Costs</b>	<b>8.08</b>	<b>5.75</b>	<b>2.33</b>	<b>21.82</b>	<b>25.51</b>
7	<b>Profit before ordinary activities after finance costs but before Exceptional items (5-6)</b>	<b>-28.02</b>	<b>97.73</b>	<b>-108.34</b>	<b>144.86</b>	<b>155.41</b>
8	<b>Exceptional Items</b>					
9	<b>Profit from ordinary activities before tax (7+8)</b>	<b>-28.02</b>	<b>97.73</b>	<b>-108.34</b>	<b>144.86</b>	<b>155.41</b>
10	<b>Tax Expenses:</b>					
	(a) Current Year	(7.45)	32.55	(40.56)	48.50	36.19
	(b) Earlier Year	-	-	-	-	0.12
	(c) Deferred Tax	(0.24)	-	(1.51)	(0.01)	(1.51)
11	<b>Net Profit from ordinary activities after tax (9-10)</b>	<b>-20.32</b>	<b>65.18</b>	<b>(66.27)</b>	<b>96.38</b>	<b>120.61</b>
12	<b>Extraordinary items(Net of tax expenses)</b>					
13	<b>Net profit /Loss for the period(11-12)</b>	<b>-20.32</b>	<b>65.18</b>	<b>-66.27</b>	<b>96.38</b>	<b>120.61</b>
14	<b>Paid up equity capital face value of Rs. 10/- each</b>	<b>1,047.34</b>	<b>1,047.34</b>	<b>1,047.34</b>	<b>1,047.34</b>	<b>1,047.34</b>
15	<b>Reserves excluding revaluation reserves</b>				<b>424.48</b>	<b>391.13</b>
16	<b>EPS ( There is no extra ordinary item)</b>					
	(a) Basic	<b>(0.19)</b>	<b>0.62</b>	<b>(0.63)</b>	<b>0.92</b>	<b>1.15</b>
	(b) Diluted	<b>-0.19</b>	<b>0.62</b>	<b>-0.63</b>	<b>0.92</b>	<b>1.15</b>

Notes:

- The above results have been approved by the Audit Committee and by the board of directors of the Company on 21st day of April 2016
- Previous years figures have been restated and regrouped where ever necessary.
- The above results has been reviewed by the auditors of the company.
- There were no Investor Complaints at the beginning of quarter. No Investor Complaints were received during the Quarter ended 31/03/2016
- The Board of Directors proposed dividend of Rs 0.50 per share subject to the approval of members of the Company at the ensuing Annual General Meeting

**For and on behalf of Board of Directors  
Futuristic Solutions Limited**

*Mandeeep Sandhu*  
**Mandeeep Sandhu**  
(Managing Director)

Place: New Delhi  
Date: 21st April 2016

